

Pleasure-Way



PLEASURE-WAY INDUSTRIES LTD • WWW.PLEASUREWAY.COM • 1.800.364.0189

A LETTER FROM THE CEO

My name is Dean Rumpel and I am CEO of Pleasure-Way Industries Ltd. I have been involved with Pleasure-Way from the very beginning and I am proud to say I have worked my way up through the ranks over the years. My family has been invested in the RV industry and lifestyle since 1968 when my father, Merv Rumpel, opened his own RV dealership. In 1986, he decided that he could build a better, higher-quality camper van than what he was seeing in the market and Pleasure-Way Industries Ltd. was born. The idea of building a camper van was not new but his vision of a luxury product with innovative features and superior quality led to the company's humble beginnings.

The cornerstone of Pleasure-Way Industries Ltd. is built upon my father's old-fashioned work ethic, pride in craftsmanship and a "customer comes first" approach to business. We are proud to follow these principles today. Even now, in our 32nd year, we do not mass produce our motorhomes on

assembly lines as each motorhome is hand-crafted and custom-fit to exacting standards and quality inspections. At Pleasure-Way, we know that quality takes time; we strive to build the perfect coach for our customers and we back that up to assure them that they made the right purchasing decision.

We measure our time to produce a quality motorhome in weeks not days. As a result of our construction process, painstaking effort and time, our superior quality is realized, awarding us with one of the lowest warranty claim rates in the entire RV industry. We are proud of each and every one of the motorhomes we have built and we continue to stand behind our work. We are so confident in our quality we back each new Pleasure-Way with our Five Year Freedom Coach Warranty.

At Pleasure-Way, we are proud of what we do and those people who help us get the job done. Over 30 percent of our employees have been

with us for 10 years or more; some have been with us over 20 years and some have even been with us since the beginning. They all take great pride in what they do and the role they play in making our motorhomes unsurpassed in the industry. Their dedication and commitment to quality is evident in every detail of our coaches and in our incomparable customer service.

I am proud to say that Pleasure-Way Industries Ltd. is still a family owned and operated company with three generations involved in the production of our motorhomes. You know we have a vested interest in your satisfaction. You won't find voice mail here; whether you are a current or potential customer, if you have a question we will find the right person for you to talk to and you may even find yourself talking with me!



Dean Rumpel
CEO, Pleasure-Way Industries Ltd.





SEVEN CONSECUTIVE RVDA QUALITY CIRCLE AWARDS

Pleasure-Way Industries Ltd. is very proud to once again be the recipient of the RVDA Quality Circle Award for 2016. Pleasure-Way received marks well above the motorized industry average a seventh consecutive year.

This distinguished recognition from our dealers and the RVDA reinforces our core company values of hard work, superior quality, excellence in manufacturing and top-notch customer service. We are proud to be regarded so highly in our field. Without the commitment of our valuable and skilled employees, who are the cornerstone of our company, we wouldn't be able to achieve our goals of producing only the highest quality motorhomes.



Pleasure-Way CEO, Dean Rumpel &
Pleasure-Way Founder, Merv Rumpel

A LOOK BACK

Over Three Decades of Quality Craftsmanship and Expert Service

In 2016, we received exciting news when an owner contacted us about a 1986 Pleasure-Way he recently purchased from an estate sale. The Pleasure-Way turned out to be our first production model ever built, second only to the original prototype. We were able to acquire the unit and feel very fortunate to now own such a rare and rich piece of our history. The motorhome still looks great over 30 years later and stands as a testament to the ethos of quality Pleasure-Way was founded on.



First out of province shipment - 1988

Since our modest beginning in the back of an RV dealership, we have experienced many milestones, like completing our 1,000th motorhome in 1994, and 15 years later completing number 10,000.

We would never be where we are today without the incredible dedication our employees have shown and the enthusiast support from our owners. We are deeply grateful for everyone that has been involved with the company over the past 32 years.



Original production shop - 1989

We strive to create motorhomes that live up to both our high standards and your high expectations. With this in mind, we will continue to create modern products that will last for years to come.



Pleasure-Way No. 10,000 - 2009



Pleasure-Way's first 1986 production model photographed in 2016



Founder Merv Rumpel alongside Pleasure-Way No. 1,000 - 1994

CONTENTS

<i>A Letter From The CEO</i>	i	THE ASCENT TS	15	Our Warranty	43
A Look Back	iii	Mercedes-Benz Short Wheel Base		Pleasure-Way P.A.	44
Features	1	THE LEXOR TS	19	Build Your Own	45
Construction	7	Ram ProMaster		The PAC	47
Custom Cabinetry	9	THE PLATEAU FL	23	The Pleasure-Way Lifestyle	48
Stall Installation	11	Mercedes-Benz Sprinter		Owners' Clubs	51
Quality Control	13	THE PLATEAU TS	27	Coach Specifications	52
		Mercedes-Benz Sprinter		Chassis Specifications	53
		THE PLATEAU XLMB	31	Weights and Measures	54
		Mercedes-Benz Sprinter Widebody			
		THE PLATEAU XLTD	35		
		Mercedes-Benz Sprinter Widebody			
		THE PLATEAU XLTS	39		
		Mercedes-Benz Sprinter Widebody			



FEATURES

Held to Higher Standards



SPYDER CONTROLS 7" TOUCH SCREEN PANEL

STANDARD FEATURE

New for 2018 is the addition of two seven inch touch screen panels that allow you to easily control several functions of your coach.

AUTOMATIC GENERATOR START (AGS)

AGS is a new feature that allows the user to set start and stop parameters for generator control when not plugged into shore power.

• LOW COACH BATTERY VOLTAGE

You can activate the AGS so that if the coach batteries are low on voltage, the generator will automatically start and run to charge the batteries to your pre-defined voltage, then turn off.

• AUTOMATIC CLIMATE CONTROL

If the temperature exceeds your preset AC thermostat setting, the generator will automatically start and run the AC until the desired temperature has been reached. This is a great feature if you are traveling with pets.

DIAGNOSTICS

This page allows you to easily check the status of all 12 Volt appliances and identify whether the feature is on and functioning properly.

CLIMATE CONTROL

On the homepage of the control panel you can control the furnace, air conditioning and Fan-Tastic Vent®. You also have the ability to set the Fan-Tastic Vent® to automatically turn on and circulate air in the coach. The Vent also has a rain sensor in case you get caught away from the coach the vent will automatically close.

LED LIGHTING CONTROLS

On the homepage you can customize three light switches which will be displayed for quick access. A separate lighting page contains switches for all individual banks of lights as well as a master on and off feature. All interior LED lights are individually dimmable.

12 VOLT NET GAIN / LOSS AMPERAGE METER

This real time amp meter allows you to see exactly how much 12 Volt electricity you are consuming while dry camping or how much free electricity you are gaining through your solar panels. This eliminates the need to guess your electricity consumption while dry camping.

TRUMA AQUAGO® COMFORT PLUS INSTANT WATER HEATER

STANDARD FEATURE

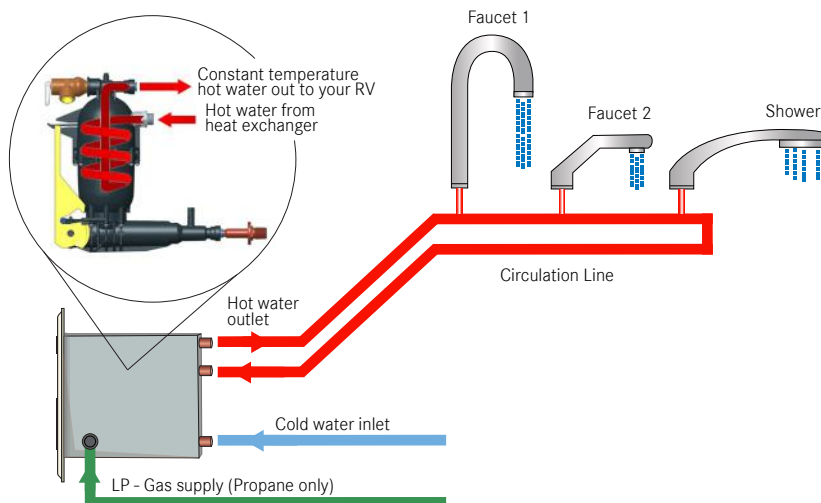
Pleasure-Way was the first manufacturer to include the Truma AquaGo® comfort plus instant water heater as standard in every model produced. The AquaGo® comfort plus delivers hot water on demand at even temperatures eliminating hot or cold temperature spikes.

This consistent and predictable supply is achieved by implementing the features unique to the AquaGo® comfort plus:

- 60k BTU stepless burner, the most powerful in the industry.
- Temperature stabilizing technology.
- Recirculating hot water line.

The water temperature is maintained at approx 120 degrees. When the water temperature starts to cool in the stabilizing mixing vessel the burner automatically ignites and the water in the hot water line recirculates while being reheated to 120 degrees.

Pleasure-Way goes the extra step by using Truma's premium instant water heater the Truma AquaGo® comfort plus.



ECO-ION LITHIUM BATTERIES

STANDARD FEATURE

Every 2018 Pleasure-Way comes equipped standard with two 100 amp hour lithium iron phosphate (LiFePO4) coach batteries. The Eco-Ion batteries are:

- **MAINTENANCE FREE**
No need to check fluid levels.
- **COST EFFECTIVE**
Will last up to 10X longer than AGM batteries saving you thousands of dollars in future replacement costs.
- **SUPERIOR CAPACITY**
200 amp hours of lithium batteries is comparable to 400 amp hours of AGM battery.
- **FASTER CHARGING**
Can charge in only a few hours.
- **EARTH FRIENDLY**
Contains no lead or acid making it better and safer for the you and the environment.
- **LONG LIFE**
Eco-Ion batteries have 2000 - 3000 life cycles. If you lived in your coach 100 days per year and cycled the batteries every day it would take twenty years to reach 2000 cycles.

ECO-ION
EARTH SMART LITHIUM BATTERY

FEATURES

XANTREX™ 2,000 WATT INVERTER

STANDARD FEATURE

As a standard feature on all 2018 models we have incorporated a 2,000 Watt Pure Sine Wave Inverter. The inverter is wired in place and will provide convenient 120 VAC power even when you are not plugged into shore power or running the on board generator.

The inverter will provide power to the TV and Blu-ray player, the microwave/convection oven and the 120 VAC receptacles throughout the coach. This allows for the flexibility and convenience to be able to watch a movie, pop some popcorn or brew a pot of coffee even when not plugged into shore power.



LED LIGHTING

STANDARD FEATURE

At Pleasure-Way, we predominantly use recessed LED lighting throughout our motorhomes. Not only do LED lights save on battery life, but they do not produce heat like regular incandescent or halogen lights. LED lights are energy efficient and provide a clean and stylish appearance. Going the extra mile, Pleasure-Way takes the additional time to recess and enclose the wiring harness for the LED lights in the rear upper cabinetry. This provides a clean interior cabinet and maximizes available space.



USB PORTS

STANDARD FEATURE

Two duplex USB ports strategically located within the coach allow for convenient charging of up to four devices.



WINEGARD® RAYZAR DIGITAL TV ANTENNA

STANDARD FEATURE

The Rayzar Automatic is Winegard's next generation in digital and HD broadcast TV antennas. This fully automatic, enhanced dual band antenna features state-of-the-art technology to provide the most user friendly and comprehensive free HDTV viewing experience on the market. No manual aiming or cranking required; it is a fully automatic and simple operation.



ULTRALEATHER®

STANDARD FEATURE

Ultraleather's innovative strengthening technology makes this luxurious supple fabric exceptionally durable and stain resistant. Ultraleather® was engineered to meet the growing demand for environmental responsibility. However, it also offers the following advantages:

- Scratch, nick and blemish resistant.
- Stays cooler than genuine leather in warm climates.
- Void of plasticizers, heavy metal, formaldehyde, and pyroxylin.
- Cleans effortlessly with soap and water.
- Pet hair doesn't penetrate and weave in like regular fabric.



MEMORY FOAM SOFA CUSHIONS

STANDARD FEATURE

Pleasure-Way takes a three-tiered approach to ensure your good night's sleep. We combine a base layer of medium density foam topped with a minimum three inches of visco-elastic memory foam, which is further topped with Dacron helping insulate the foam resulting in a cooler bed and smoother Ultraleather® finish.

Visco-elastic memory foam conforms to your individual curves to relieve pressure points. Imagine being completely supported and embraced as you sleep. Rather than sleeping on your side and feeling pressure on your shoulders, hips and knees, imagine being comfortably supported on a perfect surface that supports and conforms to all parts of your body. You spend a third of your life sleeping, so don't settle for anything less than the best quality sleep!



DUPONT™ CORIAN®

STANDARD FEATURE

Dupont™ Corian® has a rich, sleek look, much like granite and quartz, but has a number of advantages over these very heavy surfaces. Dupont™ Corian® is easy to clean, hygienic and extremely stain resistant because it is nonporous, so bacteria and stains do not penetrate its surface.

Dupont™ Corian® is hand-crafted and assembled in our on-site mill shop. Each individual piece of Corian® is hand-sanded three different times with varying degrees of sandpaper grit. This process is followed by two intense sessions of hand polishing to achieve the beautifully deep and rich, seamless solid surface look that conforms to our exacting standards. This is an extremely labor intensive process. On average, we spend a total of sixteen hours hand-sanding and polishing the Corian® surfaces in our motorhomes.



MCD ROLLER BLINDS

STANDARD FEATURE



The simplicity and practicality of MCD roller blinds adds even more freedom to the Pleasure-Way line-up. The tinted windows provide a level of privacy on their own, but when complete privacy is desired, simply pull down the blinds.

FRONT CAB PRIVACY SHADES

STANDARD FEATURE



New for 2018 are the front cab privacy shades. Not only do they give you total privacy when needed they also reflect the sun's radiant heat. This keeps the interior of your coach cooler, so your air conditioner doesn't have to work as hard. They will also protect your dash from UV damage.

FEATURES


GO POWER® SOLAR

OPTIONAL FEATURE

Pleasure-Way offers a roof mounted solar panel and integrated charging system. This system provides power to the coach batteries which allows for the use of 12V DC systems and 120V AC through the inverter. This gives you greater dry camping abilities without having to be plugged into shore power or running the generator.

CHOOSE FROM UP TO FIVE GO POWER® SOLAR PACKAGES:

- 95 watt (5 amp) package
- 190 watt (10 amp) package
- 285 watt (15 amp) package
- 380 watt (20 amp) package
- 475 watt (25 amp) package



GO POWER® DIGITAL SOLAR CONTROLLER

(STANDARD WITH SOLAR PACKAGE)

The Go Power® digital solar controller lets you view the:

- State of charge of your coach batteries by percentage.
- Amperage going into the batteries while charging.
- Voltage of your batteries.

The controller will turn the charging off when your batteries are fully charged.



ALCOA DURA-BRIGHT® ALUMINUM WHEELS

OPTIONAL FEATURE

These one-piece forged aluminum wheels are 5x stronger than steel and feature a new and improved surface treatment that stands stronger against tough conditions without the need to polish. When it's time to clean, a simple soap and water wash is all you need.



The Alcoa Dura-Bright® Aluminum Wheels are also:

- 10x more resistant to corrosion caused by road salts and weather elements.
- 3x more resistant to harsh chemicals.
- True cool running, which extends tire and brake life.

EXTERIOR PAINTED PLASTIC MOLDINGS

OPTIONAL FEATURE

Painted front and rear bumpers and side moldings add to Pleasure-Way's clean automotive styling. Available on all 2018 models.





REAR ROLL UP SCREEN

OPTIONAL FEATURE

The heavy duty nylon canvas rear roll up screen is available on all our van based models. The double zipper system allows for easy access to the under sofa storage space while the fine mesh screen keeps the insects out and lets the fresh air in. This flame retardant nylon canvas screen can be rolled up and tethered out of the way when not in use.



SIDE ROLL UP SCREEN

OPTIONAL FEATURE

The side roll up screen features a unique magnetic closure system that allows easy access without the need to zip the door open and closed. The screen and door assembly are constructed from heavy duty flame retardant nylon canvas and fine mesh insect screen. The side screen conveniently rolls up and is secured out of the way when not in use. It is available on all our van based models.



CONSTRUCTION

The Opposite of Mass Production

You will not find an assembly line at Pleasure-Way Industries Ltd. We do not use this popular and time-saving method of manufacturing. We refuse to sacrifice fit, finish, quality and safety for time and cost savings.


At Pleasure-Way, we give each motorhome we build the meticulous care and attention it deserves. On average, it takes six weeks and over four hundred man hours to finish just one Pleasure-Way motorhome! Pleasure-Way's unique construction process strays very far away from most recreational vehicles manufacturers that mass produce thousands of coaches in a fraction of the time.

The construction of Pleasure-Way motorhomes involves measuring, constructing and hand-fitting custom made parts onto each individual chassis. Why you ask? The answer is simple. Even though all chassis of a particular make and model, such as Mercedes-Benz or Ram, appear to be identical to each other, there can be slight tolerance differences in the body by up to a quarter of an inch! This can greatly affect the fit and finish of each individual component of the motorhome. That is why at Pleasure-Way we hand fit and trim

each individual part, from running boards to wall partitions, to perfectly fit each particular coach. Once the specific piece has been custom fit, it will be serialized with that particular coach's chassis vehicle identification number and it will be installed later in the production process to that exact unit.

The first phase of the construction of a Pleasure-Way motorhome begins in the welding/metal fabrication department. Here, the skilled team of fabricators precisely weld tubular steel to create the floors, roofs and side walls of the motorhome. The level of steel fabrication varies depending on the chassis and the coach design. From reinforcing cut-outs on the Mercedes-Benz uni-body chassis to the complete steel-framed super body of the Plateau XL models, the time spent in this first phase of construction exceeds fifty hours per motorhome. As a comparison, an average class C motorhome that is mass produced is completely assembled and ready to paint in two and a half days.

Once the welding process has been completed, the fiberglass department takes over and hand fits each customized piece of fiberglass




to its specific coach. Each fiberglass component is formed into a mold, which first is sprayed with a paintable gel coat, and then a mixture of resin and fiberglass is sprayed into the mold to the precise thickness required for the strength and structural integrity of that piece. After the fiberglass has been sprayed into the mold, a trained team will methodically hand roll the entire part to ensure that there are no air pockets and the fiberglass is uniform throughout the part. This time-consuming process further ensures that each component meets or exceeds our high quality standards.

Bonding fiberglass to either steel or fiberglass components is regarded as a superior technique relative to other forms of fastening. Fiberglass is bonded to steel using a product called Sika Flex. This special adhesive ensures a higher standard of structural strength and allows fiberglass components, such as our one-piece molded Plateau XL roof, to be attached to the body without having to use multiple fasteners. By eliminating the process of screwing exterior parts to the chassis, Pleasure-Way has eliminated potential entry points for water leaks that typically plague the recreational vehicle industry.

Another distinguishing feature you will find in Pleasure-Way's production process is our use of Glasurit® automotive paint on all of our surfaces. Glasurit® is commonly found on such famous automotive brands as Rolls Royce, Bentley and Mercedes-Benz. This product is far superior to the more common and far more economical gelcoat finishes typically found throughout the recreational vehicle industry. Therefore, at Pleasure-Way, every part, such as the fiberglass running boards, must be sanded by hand to ensure the proper paint procedures are being met to produce that perfect paint finish you expect to see on a luxury vehicle.

Each piece is sanded, primed, painted and finally clear coated by hand to achieve this high-end, luxurious result. Even what are commonly considered to be the less consequential parts of a motorhome, such as exterior vents and hatches, are all painted to match the exterior of our coaches.

Attention to detail and our commitment to quality and safety (as well as our refusal to compromise quality for cost and time savings) set Pleasure-Way Motorhomes above the rest. We refuse to settle for less than the best so why should you? 🏡



CUSTOM CABINETY

Blending Classic Techniques with Modern Design

Beautiful, hand-crafted cabinetry is one of our hallmarks at Pleasure-Way Industries Ltd. We create our custom cabinetry in our on-site mill shop. Here, our skilled crafts people transform raw hard wood maple into exquisite moldings and stunning stile and rail maple doors.

Our mill shop team place raw maple planks through a rip saw to create the individual strips of maple in the exact widths that are required to make our solid maple doors. After the maple has been ripped, it is placed through a moulder which shapes the planks to the appropriate thickness and profile. The maple is then cut to the exact measurement required for each individual motorhome. The maple strips are then run through a shaper to create the mortise and tenon joints. The strips are glued

together by hand forming the door and clamped until dried. Once the maple door has dried and passed our quality control, it is placed through a door sander to ensure it is the correct thickness. It is then ready for the final finishing stage, in which the maple cabinet door is hand-sanded, hand-stained and lacquered. Each door receives three coats of stain and two coats of lacquer. All of our high quality stains and lacquers are water-based, which is better for the environment, as well as being safer for our employees and consumers.

Our exquisite, hand-crafted cabinetry is very labor intensive to create. On average, it takes over twenty-two hours to finish just one set of cabinet doors for each and every coach we produce. 🏡





STALL INSTALLATION

Created, Not Manufactured


Most recreational vehicles are built on assembly lines, with the interiors and cabinetry being stapled together in a menagerie of paneling and wooden sticks. The walls and roof are typically installed last. Many of these recreational vehicles feature a meager twelve-month warranty.

At Pleasure-Way, we are proud to say that we build our motorhomes to last and our manufacturing process reflects this. We cannot imagine using a process that employs staples as a way to adhere surfaces and cabinetry. Wall partitions, end gables and upper cabinets are all screwed together and fastened with steel angle brackets for superior strength and quality. Cabinets are anchored into the coach sub-floor and wall blocking that is adhered to the inside wall to ensure their strength. This extra step adds stability to the cabinetry and it also helps to ensure a more peaceful, rattle-free ride!





THE APPRENTICESHIP

Pleasure-Way motorhomes are not built on an assembly line; rather they are built in stalls. Crafting our interiors is a dedicated labor process. To become a Pleasure-Way cabinet installer requires a specific skill set, patience and time. A new installer enters into our cabinet apprenticeship program and for the first six months they will work with a senior master installer where they will learn to hand-fit, measure and template the individual pieces into the interior masterpiece you see. They will learn our specific and detailed process of cabinet installation for one and only one specific model. Once an apprentice has progressed through the program they will then be on their own crafting that single model for several years refining and mastering their craft before moving onto a different model. As a result, our custom cabinets precisely hug the interior walls of our motorhomes due to our meticulous hand-fitting and measuring process. 



QUALITY CONTROL

Producing Only the Highest Quality of Motorhomes

Pleasure-Way Industries Ltd. has a very complex system of checks and balances, which serves to promote the highest level of quality control. Every craftsman who has worked on any part of the construction of the motorhome signs off on a detailed work sheet confirming the work they have performed. Our quality control team audits every single coach we produce and every craftsman's work on that motorhome must meet our rigorous standards and testing. In the event that a deviance is found, the appropriate team member is called upon to correct the issue then sign off again to confirm that the matter has


been resolved. This meticulous process holds all team members accountable for their work and allows us to quickly adapt to product changes or design improvements. Our most rigorous and arduous quality control system comes from our craftspeople themselves who take so much pride in their work that nothing but their best will do; that is how dedicated they are in creating the best motorhome possible!

The final stage of the quality control audit is a test drive. We do this to ensure that we are happy with the handling and ride of each coach. Once this is completed, we deliver each

coach to the respective dealership via a flatbed transport truck. This ensures that the coach arrives in the premium condition you would expect and allows you to be the one to personally "break in" the chassis of the motorhome, rather than a third party delivery driver.

Pleasure-Way Industries Ltd. is so confident in the motorhomes we design and construct that we back them by the Pleasure-Way Five Year Freedom Coach Warranty.





SEAL TECH WATER LEAK DETECTION

As part of our complex testing regime, every coach is “seal tech” tested. We test the coach for water leaks by installing the seal tech machine. This machine pressurizes the inside of the motorhome forcing air to expand outward. Once this is in place, we spray a combination of water and

soap over the entire exterior of the coach. If there are any water leaks, they are easily identified by large soap bubbles forming on the exterior of the coach. This critical procedure is part of the backbone of our quality control process. 🐾





ASCENT TS

Mercedes-Benz Sprinter, Short Wheel Base



The Ascent TS is proof that good things come in small packages. This motorhome is a perfect combination of mobility, versatility and unparalleled quality. Measuring just 19 feet 7 inches in length, the Ascent makes both driving and parking effortless. Although the Ascent is the shortest model in our line-up, there is more than enough room for everything you need including a well-equipped galley, separate private bathroom and arguably the industry's most comfortable sofa bed.

SPECIFICATIONS

FUEL TYPE	Diesel 24.5 US Gal / 93 L
LENGTH (BUMPER TO BUMPER)	19' 7" / 594 cm
OVERALL HEIGHT	9' 7" / 292 cm
FRESH WATER	20 US Gal / 75 L
GREY WATER	15 US Gal / 57 L
BLACK WATER	12 US Gal / 45 L
LP TANK CAPACITY	8.16 US Gal / 31L
TOWING CAPACITY	5,000 lbs / 2,268 kgs
STANDARD ENGINE	3.0L V6 Blue Tec





ASCENT TS

Mercedes-Benz Sprinter, Short Wheel Base




- Two flip up Corian® countertop extensions create additional kitchen work surfaces.
- Our most compact Class B Model. At less than 20 feet in length, it can manage both busy urban roadways or the open highway.



19' 7" / 594 cm

- Enjoy the panoramic views by day and the privacy provided by the MCD Roller Blinds at night.

- Versatility and comfort are provided by the electric sofa/bed/lounge configuration. A very comfortable sofa will convert to twin singles or a queen bed.





LEXOR TS

Ram ProMaster



The Lexor TS is constructed on the Ram ProMaster chassis which features a slightly wider platform, allowing for a roomy and open feel throughout the coach. When equipped with the optional rear and side door screens, it becomes simple to enjoy nature and let fresh air into the coach without the worry of insects. This layout boasts our most expansive wet bath, excellent storage, a large Corian® kitchen countertop and an extremely comfortable queen size bed, all while staying under 21 feet in length.

SPECIFICATIONS

FUEL TYPE	Gasoline 24 US Gal / 90 L
LENGTH (BUMPER TO BUMPER)	20' 11" / 637 cm
OVERALL HEIGHT	9' 3.5" / 283 cm
FRESH WATER	29 US Gal / 109 L
GREY WATER	20 US Gal / 75 L
BLACK WATER	12 US Gal / 45 L
LP TANK CAPACITY	4.7 US Gal / 18 L
TOWING CAPACITY	2,150 lbs / 975 kgs
STANDARD ENGINE	3.6L V6 Pentastar





LEXOR TS

Ram ProMaster



- The slightly wider footprint provides a spacious open floorplan with wider hallways and a very roomy wetbath. A quality built Class B on a gas engine chassis.

- Added elegance and practicality are available with options including: high gloss cabinetry and side and rear screen doors.

- Generous interior storage including upper cabinets, wardrobe with pantry drawers and an over cab storage area.





PLATEAU FL

Mercedes-Benz Sprinter



The Plateau FL makes optimal use of its space by melding the benefits of a front lounge area with the ease and practicality of the rear power sofa arrangement. The front lounge utilizes the two captains chairs that swivel to form a second dining and work area that comes equipped with a Corian® topped workstation, 24" flat screen TV, reclining chairs and optional front table location. The Plateau FL will accommodate a wide range of lifestyles with its incredibly functional layout.

SPECIFICATIONS

FUEL TYPE	Diesel 24.5 US Gal / 93 L
LENGTH (BUMPER TO BUMPER)	22' 9" / 693 cm
OVERALL HEIGHT	9' 8" / 295 cm
FRESH WATER	24 US Gal / 91 L
GREY WATER	35 US Gal / 132 L
BLACK WATER	10 US Gal / 38 L
LP TANK CAPACITY	8.16 US Gal / 31 L
TOWING CAPACITY	4,220 lbs / 1,914 kgs
STANDARD ENGINE	3.0L V6 Blue Tec





PLATEAU FL

Mercedes-Benz Sprinter



22' 9" / 693 cm

- Full swivel, slide and reclining front seats with Corian® topped workstation and rear sofa/bed arrangement creates two separate living spaces, seldom found in a Class B.

- Passenger side galley with flip-up Corian® countertop extension allows for convenient prep and serving for inside and outside dining.

- An extremely comfortable and simple to use memory foam power sofa/bed arrangement.

- Large wet bath with china bowl toilet, sink and medicine cabinet that easily transitions for shower use.





PLATEAU TS

Mercedes-Benz Sprinter



The Plateau TS layout provides for a large bathroom, six cubic foot fridge and a full size wardrobe while still leaving the bank of passenger side windows clear and unobstructed. The combination of the fully opening side door, roll up screen package and generous 6 foot Corian® countertop allow for a preparation and serving area that lets you enjoy the outdoors wherever you are camped. High gloss cabinetry, luxurious Ultraleather® upholstery and touch screen control panels make the Plateau TS a rich and impeccably styled Class B motorhome.

SPECIFICATIONS

FUEL TYPE	Diesel 24.5 US Gal / 93 L
LENGTH (BUMPER TO BUMPER)	22' 9" / 693 cm
OVERALL HEIGHT	9' 8" / 295 cm
FRESH WATER	24 US Gal / 91 L
GREY WATER	35 US Gal / 132 L
BLACK WATER	12 US Gal / 45 L
LP TANK CAPACITY	8.16 US Gal / 31 L
TOWING CAPACITY	4,220 lbs / 1,914 kgs
STANDARD ENGINE	3.0L V6 Blue Tec





PLATEAU TS

Mercedes-Benz Sprinter



22' 9" / 693 cm

- One of the largest wardrobe closets in its class at 22" x 22" x 50", providing significant storage space.

- Front cab privacy shades combined with the MCD roller blinds allow for complete privacy while keeping the coach interior cooler.



- Optional rear and side door screens offer insect protection as well as very good airflow throughout the coach.

- The kitchen is equipped with a six cubic foot 3-way refrigerator featuring separate fridge and freezer compartments.



PLATEAU XLMB

Mercedes-Benz Sprinter, Widebody



The Plateau XLMB widebody features a unique mid-coach walk-around Murphy bed that conveniently folds up into the wall when not in use. With the bed up, the Ultraleather® covered sofa-daybed provides for a luxurious and comfortable lounge and dining area. One key feature of the XLMB is the bathroom, which is located across the complete rear of the coach. The full separate Corian® lined shower, dressing area, vanity and commode might be expected in a luxurious apartment but is a very pleasant surprise when found in a 22 foot motorhome.

SPECIFICATIONS


FUEL TYPE	Diesel 26 US Gal / 100 L
LENGTH (BUMPER TO BUMPER)	22' 9" / 693 cm
OVERALL HEIGHT	10' 9" / 328 cm
FRESH WATER	28 US Gal / 106 L
GREY WATER	30 US Gal / 113.6 L
BLACK WATER	19.2 US Gal / 72.7 L
LP TANK CAPACITY	10.4 US Gal / 39 L
TOWING CAPACITY	4,220 lbs / 1,914 kgs
STANDARD ENGINE	3.0L V6 Blue Tec





PLATEAU XLMB

Mercedes-Benz Sprinter, Widebody



- Innovative technology that works as designed with aesthetic and intuitive control.
- Versatile floorplan with full swivel and reclining front seats, fold away Murphy bed, ergonomic kitchen design and full size rear bath.



22' 9" / 693 cm

- Spacious, well appointed bathroom, with 32" Corian® shower and ample vanity space.

- The modern layout manages to remain wide open and spacious while still offering abundant storage options inside and out.





PLATEAU XLTD

Mercedes-Benz Sprinter, Widebody



The Plateau XLTD widebody combines the versatility of two twin beds with a spacious floor plan loaded with storage. The front cab area has two separate workstations that can double as a morning coffee lounge. The dry bathroom enhances the appeal of the XLTD with its spacious Corian® and glass corner shower and large vanity usually found in much larger coaches. Plenty of interior storage along with three exterior storage compartments ensure nothing will be left behind for extended trips.

SPECIFICATIONS

FUEL TYPE	Diesel 26 US Gal / 100 L
LENGTH (BUMPER TO BUMPER)	22' 9" / 693 cm
OVERALL HEIGHT	10' 9" / 328 cm
FRESH WATER	28 US Gal / 106 L
GREY WATER	20.4 US Gal / 77.2 L
BLACK WATER	17.4 US Gal / 65.9 L
LP TANK CAPACITY	10.4 US Gal / 39 L
TOWING CAPACITY	4,220 lbs / 1,914 kgs
STANDARD ENGINE	3.0L V6 Blue Tec





PLATEAU XLTD

Mercedes-Benz Sprinter, Widebody



22' 9" / 693 cm

- Large bathroom with luxurious Corian® lined shower and a residential size china toilet.
- Features the versatility of two twin beds and a spacious floor plan loaded with storage. The two twins can also be set up as a king bed, if preferred.
- Full swivel and reclining front seats give you and your travel partner an additional dining and workspace area.





PLATEAU XLTS

Mercedes-Benz Sprinter, Widebody



The Plateau XLTS widebody features a rear power sofa/bed that includes two lap seat belts for travel and easily converts to a very comfortable 74" X 74" memory foam sofa bed. This added flexibility will benefit travelers who may want to take extra passengers for travel or day trips. The rear living area includes three large windows that offer a panoramic view of the outdoors and add to the bright and spacious feel inside. Two front cab workstations, a full size dry bathroom and exceptional storage throughout help create one of our most flexible motorhomes.

SPECIFICATIONS

FUEL TYPE	Diesel 26 US Gal / 100 L
LENGTH (BUMPER TO BUMPER)	22' 9" / 693 cm
OVERALL HEIGHT	10' 9" / 328 cm
FRESH WATER	28 US Gal / 106 L
GREY WATER	20.4 US Gal / 77.2 L
BLACK WATER	17.4 US Gal / 65.9 L
LP TANK CAPACITY	10.4 US Gal / 39 L
TOWING CAPACITY	4,220 lbs / 1,914 kgs
STANDARD ENGINE	3.0L V6 Blue Tec





PLATEAU XLTS

Mercedes-Benz Sprinter, Widebody




22' 9" / 693 cm

- Polished Corian® kitchen countertop and backsplash allow for quick and easy cleanup.

- Ultraleather® and memory foam power sofa equipped with seat belts to allow for extra passengers also converts to a 74" x 74" queen bed.

- Exterior storage compartments provide an additional 25 cubic feet of storage.



OUR WARRANTY

The typical RV warranty lasts about twelve months and the average RV is used about twenty six days a year.

There is a popular saying that a product is only as good as its warranty. We are so confident in the quality of our motorhomes and the people who craft them, that every new 2018 Pleasure-Way is backed by our Five Year Freedom Warranty.

PLEASURE-WAY WARRANTY

Pleasure-Way Industries Ltd. warrants the specified new 2018 Pleasure-Way Motorhome free from defects in material and craftsmanship, on portions manufactured by Pleasure-Way Industries Ltd. under normal use and service.

FIVE YEAR FREEDOM WARRANTY

Coverage - 5 years or 60,000 miles / 100,000 kms
Limited Warranty



MERCEDES-BENZ WARRANTY

BASIC LIMITED WARRANTY

Coverage - 3 years or 36,000 miles / 60,000 kms

DIESEL ENGINE LIMITED WARRANTY

Coverage - 5 years or 100,000 miles / 160,000 kms

ROADSIDE ASSISTANCE

3 years or 36,000 miles / 60,000 kms

RAM PROMASTER WARRANTY USA

BASIC LIMITED WARRANTY

Coverage - 3 years or 36,000 miles

POWERTRAIN LIMITED WARRANTY

Coverage - 5 years or 60,000 miles

ROADSIDE ASSISTANCE

5 years or 60,000 miles

RAM PROMASTER WARRANTY CANADA

BASIC LIMITED WARRANTY

Coverage - 3 years or 60,000 kms

POWERTRAIN LIMITED WARRANTY

Coverage - 5 Years or 100,000 kms

ROADSIDE ASSISTANCE

5 years or 100,000 kms

Pleasure-Way Industries Ltd. is recognized for MasterUpfitter status by Mercedes-Benz.

MASTER UPFITTER
2017 | 2018



Pleasure-Way PA. Personal Assistant

Pleasure-Way Industries Ltd., already renown in the industry for high quality craftsmanship and elite customer service, is proud to introduce the 2018 Pleasure-Way Personal Assistant.

Whether you are a first time RV'er or a seasoned full-timer, Pleasure-Way understands that it takes time to completely familiarize yourself with your new motorhome and all of its features. Even after your delivery walk through, there can still be some "how to" questions, especially before or during the first few adventures!

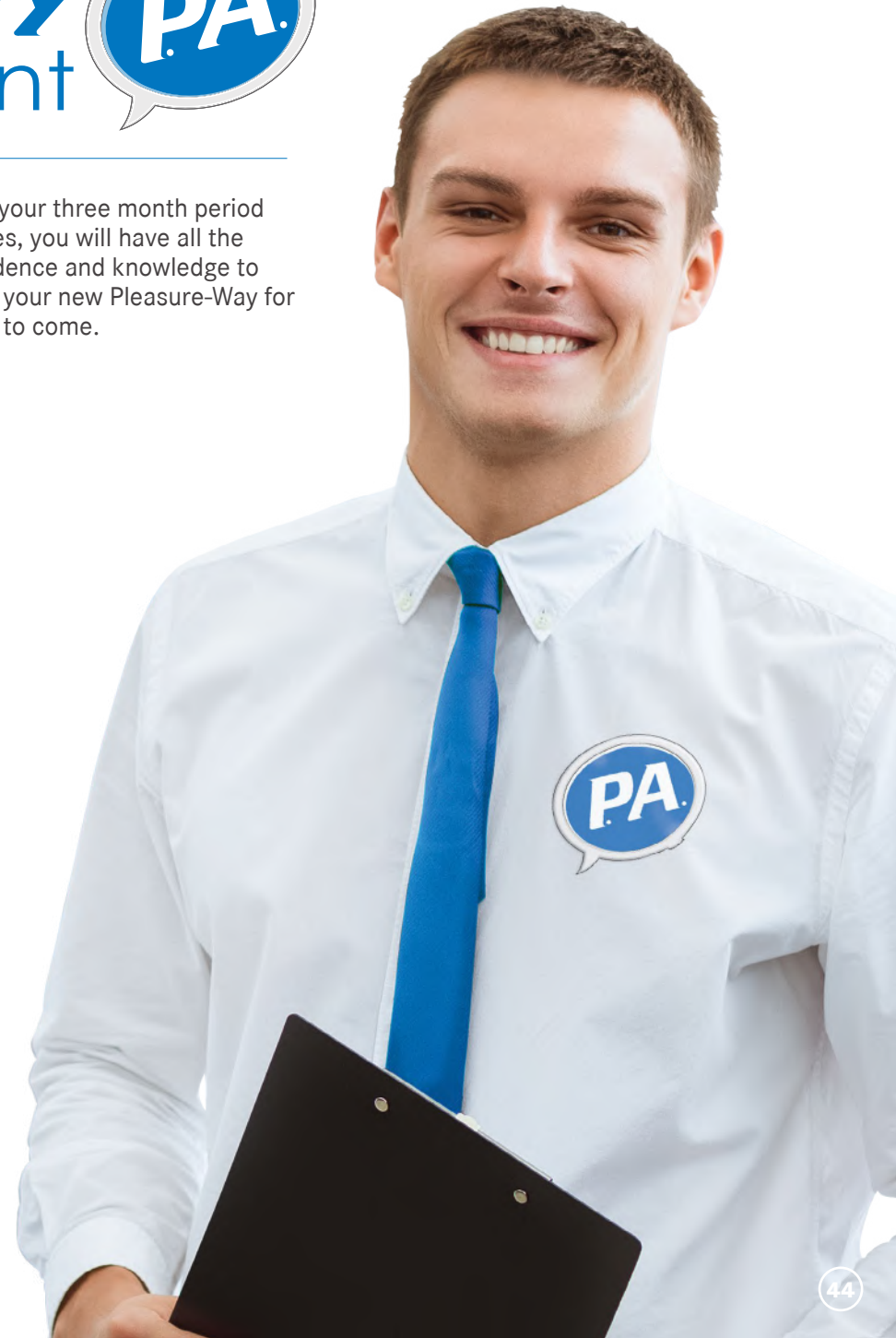
Upon receiving the Pleasure-Way Warranty Registration of your new 2018 Pleasure-Way Motorhome, your Personal Assistant will contact you and provide their contact information.

Your designated Pleasure-Way Personal Assistant is a highly specialized and knowledgeable member of the Pleasure-Way team who works right here in our manufacturing facility and has access to all production departments and resources. During the first three months of ownership of your new 2018 Pleasure-Way Motorhome, you will have access to your designated Pleasure-Way Personal Assistant six days a week, via a dedicated, toll-free phone number, email or text message.

Your Pleasure-Way P.A. will be there to assist you in all matters pertaining to the operation of your Pleasure-Way Motorhome. If you have questions, your Pleasure-Way P.A. will be there to provide guidance and support. Remember help is just one call away!

After your three month period expires, you will have all the confidence and knowledge to enjoy your new Pleasure-Way for years to come.

“ If you have questions,
your Pleasure-Way P.A.
will be there to provide
guidance and support. ”



BUILD YOUR OWN PLEASURE-WAY

HIGH GLOSS SLAB LAMINATE



Copper



White Chocolate

Optional high gloss slab laminate is available for the Plateau XLMB, XLTD and XLTS.

HIGH GLOSS RADIUS LAMINATE




Copper




White Chocolate

Optional high gloss radius laminate is available for the Lexor TS, Ascent TS, Plateau TS and Plateau FL.

SOLID MAPLE CABINETRY



Natural



Copper

Solid maple cabinetry is standard for all Pleasure-Way models.

ULTRALEATHER® FABRIC



Cream



Pewter

Ultraleather® options are available for all Pleasure-Way models.

CORIAN® COUNTERTOPS



Cloud



Hazel



Milkyway

Corian® countertop options are available for all Pleasure-Way models.

MERCEDES-BENZ EXTERIOR COLORS



Silver



Greywhite



Pearl

RAM PROMASTER EXTERIOR COLORS



Silver

PLEASURE-WAY AMBASSADOR CREW

Many of our customers would tell you that they were ambassadors long before we started the Ambassador Crew program. Giving tours and/or talking about their Pleasure-Way to anyone that asked were just a few of the ways that people shared their love and loyalty to our brand. As a company, we cannot be more grateful and we thought it was time to really say thank you. The Pleasure-Way Ambassador Crew is a way of thanking and rewarding our owners for their loyalty.

We provide our members with personalized PAC cards to hand out to potential clients or interested parties. These cards are used to gain Loyalty rewards for both parties upon purchase of a new Pleasure-Way motorhome.

For more information regarding our Pleasure-Way Ambassador Crew program and to view our PAC apparel please visit us online at: www.pleasureway.com/pac



PAC members: Charlie and Betty Mazzone



PAC members: Sam & Barbara Clement, Harold & Bobbi Bergstrom, Nancy Bergstedt, and Lee & Bob Schmidt

THE PLEASURE-WAY LIFESTYLE

Touring or traveling in a Pleasure-Way motorhome affords some unique advantages over traditional RV'ing in a larger Class A, Class C or pull-type trailer. There are the more obvious advantages of stress-free driving, easy and accessible parking, and the ability to get into 'off the beaten track' locations. There are also a host of less obvious advantages and opportunities when traveling in a more compact and versatile Pleasure-Way motorhome. Consider the ability to visit friends and relatives for family functions, reunions, graduations and weddings. You can pack up and go without making hotel reservations or inconveniencing your host. You are bringing your own bedroom, bathroom, kitchen and lounge area to the party!



Guido Smeets - Joshua Tree National Park, California



Carolyn Hilgers - Rocky Mountain National Park, CO

Whether you are a seasoned full-timer or a RV newbie, something has drawn you into the Pleasure-Way lifestyle. Memories will be created, friends will be made and stories will be shared. RV'ing holds something different for each of us.

The following photographs were submitted to us by our proud owners. We could not be more excited to share these wonderful images, which are the true embodiment of the Pleasure-Way lifestyle. 🏔️



Robin Higgins & Joan McDaniel - Gallatin Gateway, Montana



Julius Reque - High Desert, California



Lorraine and Bob Haataia - Mount Diablo, California



Lucas Mobley - Alabama Hills, California



Phil & Janell Stover - Roper Lake State Park, Arizona



Benjamin Hudgens - Morningside, Alberta



Karen Bowden - Red Bay National Historic Site, Newfoundland and Labrador



Eddie and Chris Smith - Morro Bay, California



June Jackson - Elk City, Idaho



Dianne Turiano - California



Bill and Rose Felder - Shenandoah National Park, VA



Albert and Ines Mettler - Brazeau Dam, Alberta



Brian J. Gibson - North Cape Lighthouse, Prince Edward Island



Ronnie Broussard - Manitou Springs, Colorado

PLEASURE-WAY OWNERS' CLUBS

Pleasure-Way RV Club West (PWRVCW), Pleasure-Way RV Club East (PWRVCE) and Western Canada Club

At Pleasure-Way Industries Ltd., we believe that meeting new friends and sharing adventures is an important part of the Pleasure-Way experience. We are fortunate to have a wonderful group of people who have formed our Pleasure-Way owners' clubs. These clubs are based on the east and west coasts of the United States and western Canada.

Regardless of where you live, owners from around North America have fallen in love with the Pleasure-Way motorhome lifestyle and participate in our club rallies.

The Pleasure-Way owners' clubs are operated and run by owners, such as yourself, who enjoy the RV lifestyle and share the same passion for Pleasure-Way that we do. Enjoying the outdoors, adventures and making new friends along the way is guaranteed while experiencing life in a Pleasure-Way and the owners' clubs rallies are a great place to get things going!

Visit us at pleasureway.com for more information about how to join and participate in Pleasure-Way owners' clubs events and rallies. 🏕️



Western Canada Club - Shuswap Falls, British Columbia



RV Club West - Big Timber, Montana



RV Club East - Cape May, New Jersey



	ASCENT TS	LEXOR TS	PLATEAU FL	PLATEAU TS	PLATEAU XLMB	PLATEAU XLTD	PLATEAU XLTS		ASCENT TS	LEXOR TS	PLATEAU FL	PLATEAU TS	PLATEAU XLMB	PLATEAU XLTD	PLATEAU XLTS
Memory foam sofa cushions	•	•	•	•	•	•	•	Truma AquaGo® comfort plus water heater	•	•	•	•	•	•	•
Copper or Natural maple cabinetry	•	•	•	•	•	•	•	Dual 100ah Eco-Ion lithium batteries	•	•	•	•	•	•	•
Cream or Pewter Ultraleather®	•	•	•	•	•	•	•	Coach battery disconnect	•	•	•	•	•	•	•
3-way fridge/freezer 3.8 cu ft	•		•					45 amp converter with lithium charger	•	•	•	•	•	•	•
3-Way fridge/freezer two door 6 cu ft				•				Flip up counter extension	•		•	•			
3-Way fridge/freezer 6.7 cu ft					•			Low profile Fan-Tastic Vent®	•	•	•	•	•	•	•
3-Way fridge/freezer 4.9 cu ft		•				•	•	LP, CO and smoke detector	•	•	•	•	•	•	•
2.5 KW Onan LP generator	•		•	•	•	•	•	Xantrex™ 2000 watt inverter	•	•	•	•	•	•	•
2.8 KW Onan gas generator		•						Monitor panel for holding tanks, LP and battery	•	•	•	•	•	•	•
2 burner LP flush mount stove	•	•	•	•	•	•	•	Exterior shower	•	•	•	•	•	•	•
Microwave	•							Cable TV hook up	•	•	•	•	•	•	•
Microwave/convection		•	•	•	•	•	•	Winegard® Rayzar digital tv antenna	•	•	•	•	•	•	•
11 000 BTU roof mount air conditioner	•	•	•	•	•	•	•	Quick connect BBQ LP outlet	•	•	•	•	•	•	•
16 000 BTU auto-ignite furnace	•	•	•	•	•	•	•	Dual 7" touch screen panels	•	•	•	•	•	•	•
24" flat screen TV with Blu-ray player	•	•	•	•		•	•								
32" flat screen TV with Blu-ray player					•										
Private wet bathroom with shower & sink	•	•	•	•				COACH OPTIONS							
Private dry bathroom with separate enclosed shower					•	•	•	High gloss radius laminate cabinetry	•	•	•	•			
Hitch and wiring	•	•	•	•	•	•	•	High gloss slab laminate cabinetry					•	•	•
Power awning	•	•	•	•	•	•	•	Painted exterior moldings	•	•	•	•	S	S	S
Rear power sofa w/ two seatbelts	•	•	•	•			•	Solar pkg (95w to 475w) Max W	190	285	285	285	475	475	475
LED lighting	•	•	•	•	•	•	•	Alcoa Dura-Bright® aluminum wheels			•	•	•	•	•
Multiplex wiring/dimmable lighting	•	•	•	•	•	•	•	Rear door roll up screen	•	•	•	•			
Shurflo demand water system	•	•	•	•	•	•	•	Side door roll up screen	•	•	•	•			

S = Standard

MERCEDES-BENZ FEATURES

	MERCEDES-BENZ SPRINTER/SHORT WHEELBASE ASCENT TS	RAM PROMASTER CHASSIS LEXOR TS	MERCEDES-BENZ SPRINTER/LONG WHEELBASE PLATEAU FL	MERCEDES-BENZ SPRINTER/LONG WHEELBASE PLATEAU TS	MERCEDES-BENZ CUTAWAY CHASSIS PLATEAU XLMB	MERCEDES-BENZ CUTAWAY CHASSIS PLATEAU XLTD	MERCEDES-BENZ CUTAWAY CHASSIS PLATEAU XLTS
Mercedes-Benz Collision Assist	Standard	N/A	Standard	Standard	N/A	N/A	N/A
Mercedes-Benz High Beam Assist	Standard	N/A	Standard	Standard	N/A	N/A	N/A
Mercedes-Benz Blind Spot Assist	Standard	N/A	Standard	Standard	N/A	N/A	N/A
Mercedes-Benz Lane Keeping Assist	Standard	N/A	Standard	Standard	N/A	N/A	N/A

WEIGHTS AND MEASURES

	MERCEDES-BENZ SPRINTER/SHORT WHEELBASE ASCENT TS	RAM PROMASTER CHASSIS LEXOR TS	MERCEDES-BENZ SPRINTER/LONG WHEELBASE PLATEAU FL	MERCEDES-BENZ SPRINTER/LONG WHEELBASE PLATEAU TS	MERCEDES-BENZ CUTAWAY CHASSIS PLATEAU XLMB	MERCEDES-BENZ CUTAWAY CHASSIS PLATEAU XLTD	MERCEDES-BENZ CUTAWAY CHASSIS PLATEAU XLTS
Length (bumper to bumper)	19' 7" / 594 cm	20' 11" / 637 cm	22' 9" / 693 cm	22' 9" / 693 cm	22' 9" / 693 cm	22' 9" / 693 cm	22' 9" / 693 cm
Width with side mirrors extended	7' 11" / 241 cm	8' 2.5" / 250 cm	7' 11" / 241 cm	7' 11" / 241 cm	9' 1.5" / 278 cm	9' 1.5" / 278 cm	9' 1.5" / 278 cm
Overall height	9' 7" / 292 cm	9' 3.5" / 283 cm	9' 8" / 295 cm	9' 8" / 295 cm	10' 9" / 328 cm	10' 9" / 328 cm	10' 9" / 328 cm
Interior standing height	6' 3" / 190 cm	6' 3" / 190 cm	6' 3" / 190 cm	6' 3" / 190 cm	6' 8" / 203 cm	6' 8" / 203 cm	6' 8" / 203 cm
Fresh water tank capacity	20 us gal / 75 L	29 us gal / 109 L	24 us gal / 91 L	24 us gal / 91 L	28 us gal / 106 L	28 us gal / 106 L	28 us gal / 106 L
Grey water tank capacity	15 us gal / 57 L	20 us gal / 75 L	35 us gal / 132 L	35 us gal / 132 L	30 us gal / 113.6 L	20.4 us gal / 77.2 L	20.4 us gal / 77.2 L
Black water tank capacity	12 us gal / 45 L	12 us gal / 45 L	10 us gal / 38 L	12 us gal / 45 L	19.2 us gal / 72.7 L	17.4 us gal / 65.9 L	17.4 us gal / 65.9 L
LP gas tank capacity	8.16 us gal / 31 L	4.7 us gal / 18 L	8.16 us gal / 31 L	8.16 us gal / 31 L	10.4 us gal / 39 L	10.4 us gal / 39 L	10.4 us gal / 39 L
Towing capacity	5,000 lbs / 2,268 kg	2,150 lbs / 975kg	4,220 lbs / 1,914 kg	4,220 lbs / 1,914 kg	4,220 lbs / 1,914 kg	4,220 lbs / 1,914 kg	4,220 lbs / 1,914 kg
Queen bed size	70" W X 72" L	73" W X 76" L	70" W X 76" L	70" W X 76" L	60" W X 74" L		74" W X 74" L
Driver side rear single bed	24" W X 70" L	26" W X 76" L	24" W X 76" L	24" W X 76" L			29" W X 74" L
Passenger side rear single bed	24" W X 72" L	26" W X 76" L	24" W X 76" L	24" W X 76" L			29" W X 74" L
King bed (XLTD)						74" W X 86" L	
Single beds (XLTD)						29" W X 74" L	

Please Note:

Due to our policy of continuous improvements, Pleasure-Way Industries Ltd. reserves the right to make product changes at any time without notice and without incurring obligations whatsoever, including but not limited to; prices, styling, design, colors, construction, equipment, materials, and specifications. Some motorhomes depicted in the brochure may be shown with optional equipment. Please see your dealer for additional information or contact Pleasure-Way Industries Ltd. Estimated fuel consumption may vary depending on conditions and driving habits. Estimates are based on consumer feedback.



Pleasure-Way

302 PORTAGE AVENUE, SASKATOON, SASKATCHEWAN CANADA S7J 4C6
TEL: (800)364.0189 FAX: (800)934.7085

WWW.PLEASUREWAY.COM



facebook.com/PWIndustries



youtube.com/user/pleasureway



[@pleasurewayrv](https://twitter.com/pleasurewayrv)



[@pleasurewayrv](https://instagram.com/pleasurewayrv)

**LaMESA REC
VAN**

LaMesaRV.com
800-496-8778